

# KLINKER CATALOGO PAVIMENTO

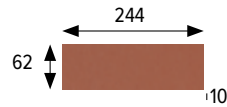




I colori sono indicativi. Colors are just indicative.

**PIASTRELLA 6x25\* 2.4x9.8" • TILE 6x25\* 2.4x9.8"** ———  
 62x244x10 mm 2.4x9.6x0.4 "

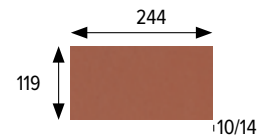
Rojo Cod. **903840** MC427  
 Blanco Cod. **903841** MC427  
 Gris Cod. **903842** MC427



\* Ottenuto da una piastrella 12x25 4.7x9.8" pre marcata.  
 \* It is obtained from 12x25 4.7x9.8" premarked tile.

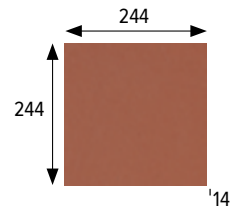
**PIASTRELLA 12x25 4.7x9.8" • TILE 12x25 4.7x9.8"** ———  
 119x244x10/14 mm 4.7x9.6x0.4/0.5 "

10 mm  
 Rojo Cod. **904139** MC410  
 14 mm  
 Rojo Cod. **901583** MC410  
 Blanco Cod. **901587** MC410  
 Gris Cod. **901589** MC410



**PIASTRELLA 25x25 9.8x9.8" • TILE 25x25 9.8x9.8"** ———  
 244x244x14 mm 9.6x9.6x0.5 "

Rojo Cod. **902635** MC410  
 Blanco Cod. **902675** MC410  
 Gris Cod. **902799** MC410



COTTO ROJO 25x25 9.8x9.8"




◀ Scheda tecnica  
Technical data sheet

# Cotto

Natural  
Natural tiles

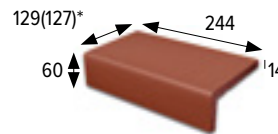
## Pezzi speciali Special pieces

**Gradino arrotondato 25** Rounded stair-tread 25  
244x330x18 mm



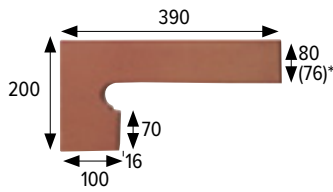
Rojo Cod. **902636** PZ185  
Blanco Cod. **902676** PZ185  
Gris Cod. **902802** PZ185

**Elemento a L** Unequal edge  
244x129(127)x60x14 mm



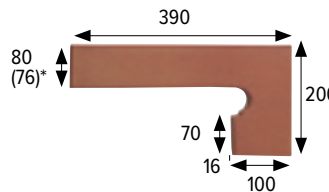
Rojo Cod. **901590** PZ115  
Blanco Cod. **901591** PZ115  
Gris Cod. **901592** PZ115

**Zoccolino sinistro** Rounded string left side  
390x80/200x100x16 mm




Rojo Cod. **902648** PZ120  
Blanco Cod. **902679** PZ120  
Gris Cod. **902804** PZ120

**Zoccolino destro** Rounded string right side  
390x80/200x100x16 mm



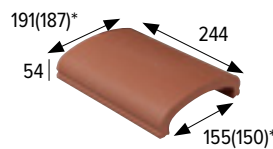
Rojo Cod. **902649** PZ120  
Blanco Cod. **902680** PZ120  
Gris Cod. **902805** PZ120

**Battiscopa 25** Skirting board 25  
244x80(76)x14 mm



Rojo Cod. **902637** ML120  
Blanco Cod. **902677** ML120  
Gris Cod. **902807** ML120

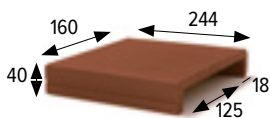
**Corrimano arrotondato** Handrail  
244x191(187)x54 mm



Rojo Cod. **902699** PZ175  
Blanco Cod. **902681** PZ175  
Gris Cod. **902808** PZ175

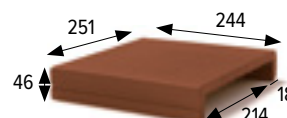
(\*)Tra parentesi le misure speciali del colore Rojo.  
(\*) In brackets special sizes for Rojo color.

**Corrimano int. 12,5** Handrail int. 12,5  
244x160x40x18 mm




Rojo Cod. **902742** PZ145  
Blanco Cod. **902743** PZ145  
Gris Cod. **902809** PZ145

**Corrimano int. 21,5** Handrail int. 21,5  
244x251x46x18 mm



Rojo Cod. **902745** PZ180  
Blanco Cod. **902746** PZ180  
Gris Cod. **902810** PZ180



NATURAL

I colori sono indicativi. Colors are just indicative.

**PIASTRELLA 6x25\*** 2.4x9.8" • TILE 6x25\* 2.4x9.8" ———  
62x244x10 mm 2.4x9.6x0.4 "

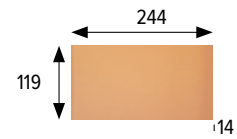
Natural Cod. **902878** MC415



\* Ottenuto da una piastrella 12x25 4.7x9.8" pre marcata.  
\* It is obtained from 12x25 4.7x9.8" premarked tile.

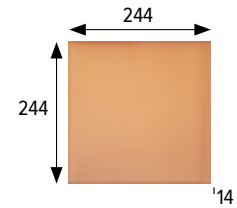
**PIASTRELLA 12x25** 4.7x9.8" • TILE 12x25 4.7x9.8" ———  
119x244x14 mm 4.7x9.6x0.5 "

Natural Cod. **900013** MC415



**PIASTRELLA 25x25** 9.8x9.8" • TILE 25x25 9.8x9.8" ———  
244x244x14 mm 9.6x9.6x0.5 "

Natural Cod. **900005** MC390






◀ Scheda tecnica  
Technical data sheet

# Natural

Natural tiles

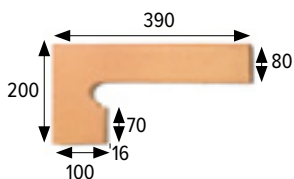
## Pezzi speciali Special pieces

**Gradino arrotondato 25** Rounded stair-tread 25  
244x330x18 mm



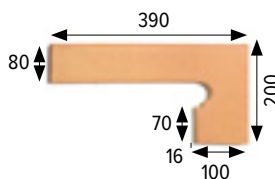
Natural Cod. **900024** PZ180

**Zoccolino arrotondato sinistro** Rounded string left side  
390x80/200x100x16 mm



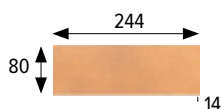
Natural Cod. **900034** PZ100

**Zoccolino arrotondato destro** Rounded string right side  
390x80/200x100x16 mm




Natural Cod. **900456** PZ100

**Battiscopa 25** Skirting board 25  
244x80x14 mm



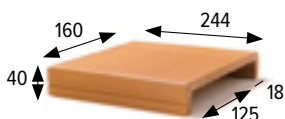
Natural Cod. **900030** ML100

**Elemento a L** Unequal edge  
244x128x60x14 mm




Natural Cod. **900037** PZ100

**Corrimano int. 12,5** Handrail int. 12,5  
244x160x40x18 mm



Natural Cod. **900017** PZ145

**Corrimano int. 21,5** Handrail int. 21,5  
244x251x46x18 mm



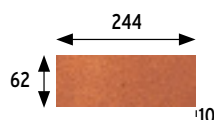
Natural Cod. **900007** PZ180



I colori sono indicativi. Colors are just indicative.

**PIASTRELLA 6x25\* 2.4x9.8" • TILE 6x25\* 2.4x9.8"** —————  
 62x244x10 mm 2.4x9.6x0.4 "

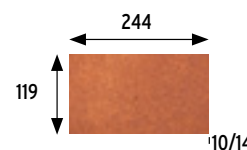
Pisa Cod. **903553** MC480



**PIASTRELLA 12x25 4.7x9.8" • TILE 12x25 4.7x9.8"** —————  
 119x244x10/14 mm 4.7x9.6x0.4/0.5 "

10 mm Pisa Cod. **904140** MC425


14 mm Pisa Cod. **901611** MC425



\* Ottenuto da una piastrella 12x25 4.7x9.8" pre marcata.  
 \* It is obtained from 12x25 4.7x9.8" premarked tile.

**PIASTRELLA 25x25 9.8x9.8" • TILE 25x25 9.8x9.8"** —————  
 244x244x14 mm 9.6x9.6x0.5 "

Pisa Cod. **901610** MC425



PISA 25x25 9.8x9.8"



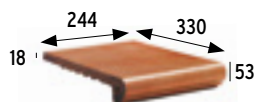
◀ Scheda tecnica  
Technical data sheet

Pisa  
Smaltato  
Glazed tiles

## Pezzi speciali Special pieces


**Gradino arrotondato 25** Rounded stair-tread 25  
244x330x18 mm

Pisa Cod. **901612** PZ220



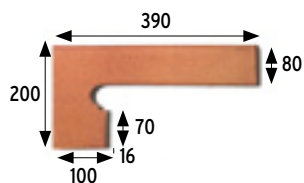
**Battiscopa 25** Skirting board 25  
244x80x14 mm

Pisa Cod. **901615** ML150



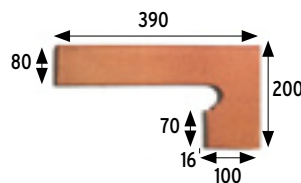
**Zoccolino sinistro** String left side  
390x80/200x100x16 mm

Pisa Cod. **901613** PZ160




**Zoccolino destro** String right side  
390x80/200x100x16 mm

Pisa Cod. **901614** PZ160



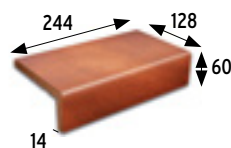
**Corrimano 15,5** Handrail 15,5  
244x191x40x18 mm


Pisa Cod. **903929** PZ170



**Elemento a L** Unequal edge  
244x128x60x14 mm

Pisa Cod. **901616** PZ160






I colori sono indicativi. Colors are just indicative.

**PIASTRELLA 33x33 13x13" • TILE 33x33 13x13"** 

---

325x325x16 mm 12.8x12.8x0.6"

- Beige Cod. **903969** MC485
- Gris Cod. **904189** MC485
- Jade Cod. **903976** MC485
- Antracita Cod. **904602** MC485




**PIASTRELLA 33x50 13x19.7" • TILE 33x50 13x19.7"** 

---

325x492x16 mm 12.8x19.4x0.6"

- Beige Cod. **904476** MC555
- Gris Cod. **904472** MC555
- Jade Cod. **904475** MC555
- Antracita Cod. **904603** MC555



ORIÓN BEIGE 33x33 13x13"





◀ Scheda tecnica  
Technical data sheet

**Orión**  
Smaltato  
Glazed tiles

## Pezzi speciali Special pieces

**Gradino arrotondato 33** Rounded stair-tread 33  
325x330x18 mm




Beige	Cod. <b>903971</b>	PZ270
Gris	Cod. <b>904480</b>	PZ270
Jade	Cod. <b>903978</b>	PZ270
Antracita	Cod. <b>904606</b>	PZ270

**Gradino arrotondato 50** Rounded stair-tread 50  
492x330x18 mm



Beige	Cod. <b>904492</b>	PZ355
Gris	Cod. <b>904481</b>	PZ355
Jade	Cod. <b>904488</b>	PZ355
Antracita	Cod. <b>904607</b>	PZ355

**Angolo arrotondato** Rounded stair-tread corner  
330x330x18 mm



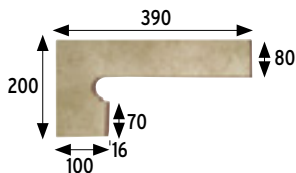
Beige	Cod. <b>903972</b>	PZ555
Gris	Cod. <b>904483</b>	PZ555
Jade	Cod. <b>903979</b>	PZ555
Antracita	Cod. <b>904609</b>	PZ555

**Battiscopa** Skirting board  
325x80x16 mm



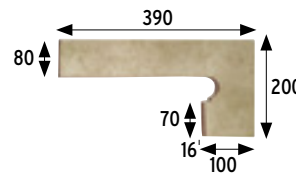
Beige	Cod. <b>903975</b>	ML160
Gris	Cod. <b>904479</b>	ML160
Jade	Cod. <b>903982</b>	ML160
Antracita	Cod. <b>904612</b>	ML160

**Zoccolino sinistro** String left side  
390x80/200x100x16 mm




Beige	Cod. <b>903973</b>	PZ160
Gris	Cod. <b>904485</b>	PZ160
Jade	Cod. <b>903980</b>	PZ160
Antracita	Cod. <b>904611</b>	PZ160

**Zoccolino destro** String right side  
390x80/200x100x16 mm



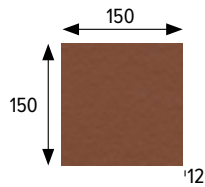
Beige	Cod. <b>903974</b>	PZ160
Gris	Cod. <b>904484</b>	PZ160
Jade	Cod. <b>903981</b>	PZ160
Antracita	Cod. <b>904610</b>	PZ160



I colori sono indicativi. Colors are just indicative.

**PIASTRELLA 15x15 5.9x5.9"** • **TILE 15x15 5.9x5.9"**  
 150x150x12 mm 5.9x5.9x0.5"

- Red Cod. **902481** MC580
- Flame Red Cod. **902487** MC580
- Flame Brown Cod. **902499** MC580
- Black Cod. **904187** MC700
- Grey Cod. **904795** MC580



- Antiscivolo** - Anti slip
- Black Cod. **903945** MC720



**QUARRY FLAME BROWN 20x20 7.9x7.9"**



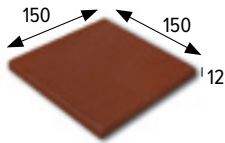
◀ Scheda tecnica  
Technical data sheet

# Quarry

Natural  
Natural tiles

## Pezzi speciali Special pieces


**Bordo/RE15** Edge 15  
150x150x12 mm



Red	Cod. <b>902482</b>	PZ005
Flame Red	Cod. <b>902488</b>	PZ005
Flame Brown	Cod. <b>902500</b>	PZ005
Black	Cod. <b>902561</b>	PZ015
Grey	Cod. <b>904796</b>	PZ005

**Antiscivolo** - Anti slip  
Black Cod. **902640** PZ020

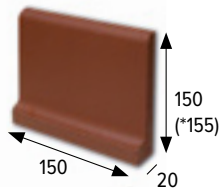
**Angolo/REX 15** Stair-tread corner 15  
150x150x12 mm



Red	Cod. <b>902483</b>	PZ090
Flame Red	Cod. <b>902489</b>	PZ090
Flame Brown	Cod. <b>902501</b>	PZ090
Black	Cod. <b>902562</b>	PZ105
Grey	Cod. <b>904797</b>	PZ090


**Antiscivolo** - Anti slip  
Black Cod. **902641** PZ125

**Battiscopa 15** Skirting board 15\*  
150x150x20 mm




Red	Cod. <b>906526</b>	PZ025
Flame Red	Cod. <b>906527</b>	PZ025
Flame Brown	Cod. <b>906528</b>	PZ025
Black	Cod. <b>906529</b>	PZ040
Grey	Cod. <b>906530</b>	PZ025

**Angolo interno** Internal angle\*  
150x20x20 mm




Red	Cod. <b>906534</b>	PZ090
Flame Brown	Cod. <b>906535</b>	PZ090
Black	Cod. <b>906536</b>	PZ105
Grey	Cod. <b>906537</b>	PZ090

**Angolo esterno** External angle\*  
150x20x20 mm

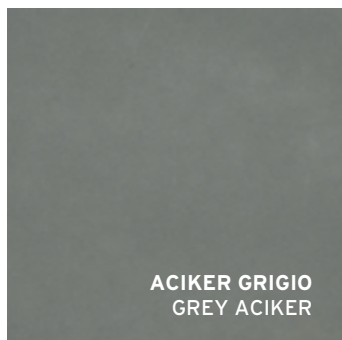


Red	Cod. <b>906538</b>	PZ090
Flame Brown	Cod. <b>906539</b>	PZ090
Black	Cod. <b>906540</b>	PZ105
Grey	Cod. <b>906541</b>	PZ090

(\*) Tra parentesi le misure speciali dei colori Black e Flame Brown.  
(\* In brackets special sizes for Black and Flame Brown colors.



**ACIKER NATURALE**  
NATURAL ACIKER



**ACIKER GRIGIO**  
GREY ACIKER



**BIANCO LUCIDO**  
GLOSSY WHITE



I colori sono indicativi. Colors are just indicative.

**PIASTRELLA 12x25 4.7x9.8" • TILE 12x25 4.7x9.8"** —————  
119x244x8/14/18 mm 4.7x9.6x0.3/0.5/0.7"

Mate · Matt

8 mm

Aciker Naturale / Natural Aciker Cod. **904021** MC420  
Aciker Grigio / Grey Aciker Cod. **904000** MC437

14 mm

Aciker Naturale / Natural Aciker Cod. **905774** MC566  
Aciker Grigio / Grey Aciker Cod. **905479** MC620

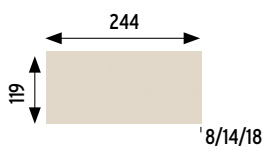
18 mm

Aciker Naturale / Natural Aciker Cod. **901867** MC690

Lucido · Glossy

8 mm

Aciker Naturale / Natural Aciker Cod. **904002** MC417  
Bianco / White Cod. **904011** MC417



**PIASTRELLA 25x25 9.8x9.8" • TILE 25x25 9.8x9.8"** —————  
244x244x8/14 mm 9.6x9.6x0.3/0.5"

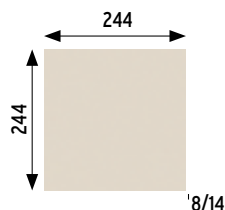
Mate · Matt

8 mm

Aciker Naturale / Natural Aciker Cod. **905333** MC420  
Aciker Grigio / Grey Aciker Cod. **905335** MC515


14 mm

Aciker Naturale / Natural Aciker Cod. **905351** MC566



## Pezzi speciali Special pieces


**Parabordi** External radial tile —————  
244x42 mm



Mate · Matt

Aciker Naturale / Natural Aciker Cod. **903256** PZ085  
Aciker Grigio / Grey Aciker Cod. **903631** PZ085


**Parabordi di transizione** External radial transition tile —————  
244x42x10 mm



Mate · Matt

Aciker Naturale / Natural Aciker Cod. **905853** PZ420  
Aciker Grigio / Grey Aciker Cod. **906306** PZ420


**Angoliera** Internal radial tile —————  
244x42 mm



Mate · Matt

Aciker Naturale / Natural Aciker Cod. **903255** PZ085  
Aciker Grigio / Grey Aciker Cod. **903632** PZ085


**Angoliera di transizione** Internal radial transition tile —————  
244x42x10 mm



Mate · Matt

Aciker Naturale / Natural Aciker Cod. **905856** PZ420  
Aciker Grigio / Grey Aciker Cod. **906312** PZ420

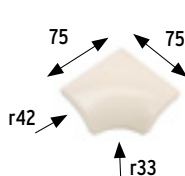
**Angolo esterno angoliera** External mitre —————  
75x75 mm



Mate · Matt

Aciker Naturale / Natural Aciker Cod. **905740** PZ320  
Aciker Grigio / Grey Aciker Cod. **905745** PZ337

**Angolo interno parabordi** Internal mitre —————  
75x75 mm



Mate · Matt

Aciker Naturale / Natural Aciker Cod. **905725** PZ320  
Aciker Grigio / Grey Aciker Cod. **905730** PZ337



Scheda tecnica  
Technical data sheet

# Aciker Industriale

## Industrial Aciker

### Pezzi speciali Special pieces

#### Escocia parabordi esterni Round external mitre



Mate · Matt  
Aciker Naturale /  
Natural Aciker  
Aciker Grigio /  
Grey Aciker  
Cod. **905620** PZ273  
Cod. **905625** PZ283


#### Escocia angoliere interior Round internal mitre



Mate · Matt  
Aciker Naturale /  
Natural Aciker  
Aciker Grigio /  
Grey Aciker  
Cod. **905606** PZ273  
Cod. **905611** PZ283

#### Ang. int. angolo romo Bullnose int. corner

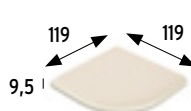
168x168x9,5 mm



Mate · Matt  
Aciker Naturale /  
Natural Aciker  
Aciker Grigio /  
Grey Aciker  
Cod. **905755** PZ330  
Cod. **905760** PZ350

#### Ang. est. angolo romo Bullnose ext. corner


119x119x9,5 mm



Mate · Matt  
Aciker Naturale /  
Natural Aciker  
Aciker Grigio /  
Grey Aciker  
Cod. **905762** PZ330  
Cod. **905767** PZ350

#### Angolo romo Bullnose


244x119x9,5 mm



Mate · Matt  
Aciker Naturale /  
Natural Aciker  
Aciker Grigio /  
Grey Aciker  
Cod. **900687** PZ123  
Cod. **901711** PZ123

#### Canaletta Overflow


244x150x28 mm



Mate · Matt  
Aciker Naturale /  
Natural Aciker  
Aciker Grigio /  
Grey Aciker  
Cod. **900659** PZ293  
Cod. **903340** PZ293

#### Canaletta con scarico Drainage overflow channel

244x150x28 mm



Mate · Matt  
Aciker Naturale /  
Natural Aciker  
Aciker Grigio /  
Grey Aciker  
Cod. **900660** PZ360  
Cod. **903344** PZ360

#### Finale della canaletta End channel piece \*\*


244x150x28 mm



Mate · Matt  
Aciker Naturale /  
Natural Aciker  
Aciker Gris /  
Grey Aciker  
Cod. **903640** PZ375  
Cod. **903636** PZ420

#### Battiscopa radio 33 Skirting board radius 33

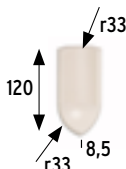
244x120x42 mm



Mate · Matt  
Aciker Naturale /  
Natural Aciker  
Aciker Grigio /  
Grey Aciker  
Cod. **903254** PZ080  
Cod. **902477** PZ135

#### Angolo interno battiscopa Skirting board angle


120x8,5 mm



Mate · Matt  
Aciker Naturale /  
Natural Aciker  
Aciker Grigio /  
Grey Aciker  
Cod. **903257** PZ350  
Cod. **902479** PZ360

#### Angolo esterno battiscopa Skirting board edging

120x75 mm



Mate · Matt  
Aciker Naturale /  
Natural Aciker  
Aciker Grigio /  
Grey Aciker  
Cod. **903258** PZ350  
Cod. **902478** PZ420

Dati di imballaggio/ Packing list p. 15

## DATI DI IMBALLAGGIO KLINKER PACKING LIST KLINKER COLLECTIONS

	Spessore (mm) Thickness (mm)	U.M.*	U.M.		Scatola/Box		Pallet/Pallet		
			Pezzi/Pcs.	Kg.	U.M.	Pezzi/Pcs.	Kg.	U.M.	Kg.
<b>PIASTRELLE / TILES</b>									
<b>Piastrella 6x25 2.4x9.8"</b> (12x25 4.7x9.8" pre marcata) Tile 6x25 2.4x9.8" (premarked tile 12x25 4.7x9.8")	10	m <sup>2</sup> sqm	62,5	17	0,64	40	10,64	76,8	1276,8
<b>Piastrella 6x25 2.4x9.8"</b> (12x25 4.7x9.8" pre marcata) Tile 6x25 2.4x9.8" (premarked tile 12x25 4.7x9.8") <b>Cotto Rojo</b>	10	m <sup>2</sup> sqm	62,5	19,3	0,64	40	12,36	76,8	1483
<b>Piastrella 12x25 4.7x9.8"</b> Tile 12x25 4.7x9.8"	10	m <sup>2</sup> sqm	32	18	0,62	20	11,24	60	1348,8
<b>Piastrella 12x25 4.7x9.8"</b> Tile 12x25 4.7x9.8"	14	m <sup>2</sup> sqm	32	25	0,50	16	12,5	60	1499
<b>Piastrella Quarry 15x15 5.9x5.9" Red / Flame red</b> Tile 15x15 5.9x5.9" Red / Flame red	12	m <sup>2</sup> sqm	42	25,9	0,55	23	14,2	46	1192
<b>Piastrella Quarry 15x15 5.9x5.9" Black / Black Anti-slip</b> Tile 15x15 5.9x5.9" Black / Black Anti-slip	12	m <sup>2</sup> sqm	42	23,9	0,528	22	13,1	46	1094
<b>Piastrella Quarry 15x15 5.9x5.9" Brown / Grey</b> Tile 15x15 5.9x5.9" Brown	12	m <sup>2</sup> sqm	42	23,9	0,55	23	13,1	46	1100
<b>Piastrella 25x25 9.8x9.8"</b> Tile 25x25 9.8x9.8"	14	m <sup>2</sup> sqm	16	26	1	16	26	60	1560
<b>Piastrella 33x33 13x13"</b> Tile 33x33 13x13"	16	m <sup>2</sup> sqm	9	32,6	0,666	6	21,75	42,624	1391
<b>Piastrella 33x50 13x19,7"</b> Tile 33x50 13x19,7"	16	m <sup>2</sup> sqm	6	32,6	0,666	4	20,83	42,624	1348
<b>PEZZI SPECIALI / SPECIAL PIECES</b>									
<b>Gradino arrotondato 25</b> Rounded stair-tread 25	18	Pz. Pc.	1	3,3	6	6	19,8	324	1069
<b>Gradino arrotondato Cotto 25</b> Rounded stair-tread 25	18	Pz. Pc.	1	3,4	6	6	20,4	324	1102
<b>Gradino arrotondato 33</b> Rounded stair-tread 33	18	Pz. Pc.	1	4,4	6	6	26,4	216	950
<b>Gradino arrotondato 50</b> Rounded stair-tread 50	18	Pz. Pc.	1	7,05	4	4	28,23	144	1016,2
<b>Angolo arrotondato</b> Rounded stair-tread corner	18	Pz. Pc.	1	6	2	2	12	60	360
<b>Battiscopa 25</b> Skirting board 25	14	ml lm	4	2,5	11,25	45	27,7	450	1108
<b>Battiscopa Cotto 25</b> Skirting board 25	14	ml lm	4	2,3	11,25	45	26	450	1038
			4	2,3*	12*	48*	27,7*	480*	1108*
<b>Battiscopa 33</b> Skirting board 33	16	ml lm	3	2,3	8	24	18,4	576	1325
<b>Zoccolino sinistro</b> Rounded string left side	16	Pz. Pc.	1	1,3	10	10	13	300	390
<b>Zoccolino destro</b> Rounded string right side	16	Pz. Pc.	1	1,3	10	10	13	300	390
<b>Corrimano 12,5</b> Handrail 12,5	18	Pz. Pc.	1	1,8	11	11	19,8	396	712,8
<b>Corrimano 21,5</b> Handrail 21,5	18	Pz. Pc.	1	2,6	5	5	13,2	300	804
			1	2,6*	7*	18,55*	420*	1113*	
<b>Corrimano Cotto 21,5</b> Handrail 21,5	18	Pz. Pc.	1	4,6	4	4	18,4	144	662
<b>Corrimano arrotondato</b> Handrail	-	Pz. Pc.	1	2,35	6	6	14,10	240	564
<b>Elemento a L</b> Unequal edge	14	Pz. Pc.	1	1,2	12	12	14,6	720	876
<b>Esquina Quarry/REX 15 Red e Flame red</b> Red and Flame red corner	12	Pz. Pc.	1	0,59	23	23	13,57	1932	1178
<b>Esquina Quarry/REX 15 Black, Flame brown e Grey</b> Black, Flame brown and Grey red corner	12	Pz. Pc.	1	0,54	23	23	12,42	1932	1043
<b>Battiscopa Quarry 15</b> Skirting board 15	12	Pz. Pc.	1	0,68	34	34	23,1	1224	832
<b>Angolo interno Quarry</b> Internal angle	12	Pz. Pc.	1	0,14	15	15	2,1	1680	236
<b>Angolo esterno Quarry</b> External angle	12	Pz. Pc.	1	0,06	18	18	1,1	2016	121

Fuga consigliata in posatura: 6-8 mm  
Recommended joint width 6-8 mm

♦ Imballaggio speciale colore Rojo.  
♦ Special packing Rojo color.

\* Unità di misura: i pezzi indicati per m<sup>2</sup> sono stati contati considerando le fughe indicate.  
\* Unit of Measure. Items measured in sqm or lm are delivered assuming average joint between pieces.





## DATI DI IMBALLAGGIO PAVIMENTO INDUSTRIALE PACKING LIST TECHNICAL RANGE

	Spessore (mm) Thickness (mm)	U.M.*	U.M.		Scatola/Box			Pallet/Pallet	
			Pezzi/ Pcs.	Kg.	U.M.	Pezzi/ Pcs.	Kg.	U.M.	Kg.
<b>PIASTRELLE / TILES</b>									
Piastrella 12x25 4.7x9.8" Tile 12x25 4.7x9.8" Bianco lucido	8	m <sup>2</sup> sqm	32	16,68	1,06	34	17,68	85	1408
Piastrella 12x25 4.7x9.8" Tile 12x25 4.7x9.8" - 8 mm	8	m <sup>2</sup> sqm	32	16,37	1,06	34	17,4	85	1392
Piastrella 12x25 4.7x9.8" Tile 12x25 4.7x9.8" - 14 mm	14	m <sup>2</sup> sqm	32	29,02	0,59	19	17,2	47,5	1378
Piastrella 12x25 4.7x9.8" Tile 12x25 4.7x9.8" - 18 mm Klinker Industriale	18	m <sup>2</sup> sqm	32	36,8	0,375	12	13,8	45	1656
Piastrella 25x25 9.8x9.8" Tile 25x25 9.8x9.8" - 8 mm	8	m <sup>2</sup> sqm	16	17,6	0,56	9	9,52	67,5	1189
Piastrella 25x25 9.8x9.8" Tile 25x25 9.8x9.8" - 14 mm	14	m <sup>2</sup> sqm	16	27,2	0,5	8	13,6	40	1088
<b>PEZZI SPECIALI / SPECIAL PIECES</b>									
Parabordi External radial angle	8,5	Pz. Pc.	1	0,29	40	40	11,60	2880	835,20
Angoliera Internal radial angle	8,5	Pz. Pc.	1	0,33	32	32	10,56	2304	760,32
Angolo esterno angoliera External mitre	-	Pz. Pc.	1	0,33	4	4	1,3	-	-
Angolo interno parabordi Internal mitre	-	Pz. Pc.	1	0,33	4	4	1,3	-	-
Escocia parabordi esterni Round external mitre	-	Pz. Pc.	1	0,1	24	24	1,9	-	-
Escocia angoliera interni Round internal mitre	-	Pz. Pc.	1	0,1	24	24	1,9	-	-
Parabordi di transizione External radial transition tile	-	Pz. Pc.	1	0,41	2	2	0,82	160	65,6
Angoliera di transizione Internal radial transition tile	-	Pz. Pc.	1	0,41	2	2	0,82	160	65,6
Angolo romo Bullnose	9,5	Pz. Pc.	1	0,65	27	27	17,55	2160	1404
Ang. int. angolo romo Bullnose int. corner	9,5	Pz. Pc.	1	0,48	4	4	1,9	-	-
Ang. est. angolo romo Bullnose ext. corner	9,5	Pz. Pc.	1	0,25	4	4	1	-	-
Canaletta Overflow channel	28	Pz. Pc.	1	1,3	11	11	14,5	704	930
Canaletta desague Drainage overflow channel	28	Pz. Pc.	1	1,3	11	11	14,5	-	-
Finale della canaletta End channel piece	-	Pz. Pc.	1	1,32	**	**	**	-	-
Battiscopa radio 33 Skirting board radius 33	8,5	Pz. Pc.	1	0,86	10	10	8,6	720	619
Angolo interno Battiscopa Interior skirting board angle	8,5	Pz. Pc.	1	0,16	6	6	0,96	-	-
Angolo esterno Battiscopa Exterior skirting board edging	8,5	Pz. Pc.	1	0,24	4	4	0,96	-	-

Fuga consigliata in posatura: 6 mm  
Recommended joint width: 6 mm

\* Unità di misura: i pezzi indicati per m<sup>2</sup> sono stati contati considerando le fughe indicate.  
\* Unit of Measure. Items measured in sqm or lm are delivered assuming average joint between pieces.

# KLINKER ITALIA

Tel: +39 320 775 7674

Email: [info@klinkeritalia.com](mailto:info@klinkeritalia.com)

[www.klinkeritalia.com](http://www.klinkeritalia.com)

